



VALENCIA COUNTY  
BOARD OF COUNTY COMMISSIONERS  
RESOLUTION No 2022- 61

**FY2022 FINAL QUARTER FINANCIAL REPORT  
YEAR ENDING JUNE 30, 2022**


**WHEREAS**, the Governing Board in and for the County of Valencia, State of New Mexico, has reviewed and approved the final quarterly report for fiscal year 2021-2022 to ensure for the accuracy of the ending balances, which will be used as the beginning balances on the FY2023 budget; and,


**WHEREAS**, it is hereby certified that the contents in this report are true and correct to the best of our knowledge and that this report depicts all funds for fiscal year 2022.; and,

**NOW THEREFORE, BE IT HEREBY RESOLVED** that the Board of County Commissioners, County of Valencia, State of New Mexico, hereby approves the final quarterly report for FY2022 hereinafter described as Attachment "A" and respectfully requests approval from the Local Government Division of the Department of Finance and Administration.

**RESOLVED:** In the Special Business Meeting this 27<sup>th</sup> day of July 2022.


VALENCIA COUNTY BOARD OF COUNTY COMMISSIONERS

  
\_\_\_\_\_  
Gerard Saiz, Chairman, District I

  
\_\_\_\_\_  
Jhonathan Aragon, Vice-Chair, District V

  
\_\_\_\_\_  
Troy Richardson, Commissioner, District II

  
\_\_\_\_\_  
David Hyder, Commissioner, District III

Attest:  
  
\_\_\_\_\_  
Mike Milam, County Clerk

  
\_\_\_\_\_  
Joseph Bizzell, Commissioner, District IV



**State of New Mexico**  
**Local Government Budget Management System (LGBMS)**  
**Report Recap - Fiscal Year 2021-2022 - Valencia County - FY2022 Q4**

Printed from LGBMS on 2022-07-25 18:36:28

Fund	Cash	Investments	Revenues	Transfers	Expenditures	Adjustments	Balance	Reserves	Adjusted Balance
11000 General Operating Fund	7,062,248.00	15,420,453.92	26,275,781.53	-7,558,678.51	13,203,152.88	0.00	27,996,652.06	3,300,788.22	24,695,863.84
20100 Corrections	328,094.00	0.00	384,055.11	422,100.00	459,904.07	0.00	674,345.04	0.00	674,345.04
20200 Environmental	401,842.00	0.00	243,821.41	297,887.93	297,679.16	0.00	645,872.18	0.00	645,872.18
20300 County Property Valuation	302,982.00	0.00	468,121.71	0.00	452,729.10	0.00	318,374.61	0.00	318,374.61
20400 County Road	413,622.00	0.00	2,347,601.98	3,882,204.00	5,865,038.87	0.00	778,389.11	488,753.24	289,635.87
20600 Emergency Medical Services	250,641.00	0.00	3,450,883.46	131,701.02	3,288,745.72	0.00	544,479.76	0.00	544,479.76
20800 Farm & Range	7,854.00	0.00	2,705.89	0.00	0.00	0.00	10,559.89	0.00	10,559.89
20900 Fire Protection	815,089.00	0.00	818,999.71	-116,791.07	971,018.02	0.00	546,279.62	0.00	546,279.62
21100 Law Enforcement Protection	0.00	0.00	55,800.00	0.00	55,800.00	0.00	0.00	0.00	0.00
21700 Recreation	1,381.00	0.00	35,900.51	0.00	22,545.75	0.00	14,735.76	0.00	14,735.76
21800 Intergovernmental Grants	596,374.00	0.00	829,021.43	1,088.21	713,775.13	0.00	712,708.51	0.00	712,708.51
21900 Senior Citizens	198,558.00	0.00	778,422.53	354,377.98	1,175,019.02	0.00	156,339.49	0.00	156,339.49
22000 Indigent Fund	1,387,123.00	0.00	3,016,057.54	-1,036,394.69	1,458,778.00	0.00	1,908,007.85	0.00	1,908,007.85
22200 County Fire Gross Receipts Tax	581,253.00	0.00	738,554.93	0.00	623,702.37	0.00	696,105.56	0.00	696,105.56
22300 DWI Fund	12,641.00	0.00	0.00	0.00	0.00	0.00	12,641.00	0.00	12,641.00
22500 Clerks Recording & Filing Fund	343,530.00	0.00	119,976.00	0.00	43,911.26	0.00	419,594.74	0.00	419,594.74
22600 Jail - Detention	1,400,428.00	0.00	2,537,476.49	3,530,725.00	5,675,400.88	0.00	1,793,228.61	0.00	1,793,228.61
22800 County Regional Transit GRT	0.00	0.00	1,702,794.95	0.00	1,519,898.71	0.00	182,896.24	0.00	182,896.24
26000 American Rescue Plan Act	7,448,379.00	0.00	7,461,561.43	0.00	2,130,560.58	0.00	12,779,379.85	0.00	12,779,379.85

29900 Other Special Revenue	1,259,416.00	0.00	3,226,604.85	-688,684.24	2,397,019.42	0.00	1,400,317.19	0.00	1,400,317.19
30900 Other Federal Funded Projects	120,808.00	0.00	2,236,579.55	-874,260.36	1,362,320.18	0.00	120,807.01	0.00	120,807.01
39900 Other Capital Projects	2,500,568.00	0.00	433,608.87	1,537,933.66	1,971,543.29	0.00	2,500,557.24	0.00	2,500,557.24
40100 General Obligation Bond Debt Service	4,801,679.00	0.00	1,137,927.85	0.00	2,586,608.18	0.00	3,352,998.67	0.00	3,352,998.67
40200 GRT Revenue Bond Debt Service	267,980.00	0.00	706,575.00	0.00	668,044.68	0.00	306,510.32	0.00	306,510.32
40400 NMFA Loan Debt Service	908,171.00	0.00	20.22	116,791.07	128,281.50	0.00	896,700.79	0.00	896,700.79
51000 Care of Prisoners	103,094.00	0.00	338,575.97	0.00	306,863.44	0.00	134,806.53	0.00	134,806.53
51100 Commissary	292,544.00	0.00	32,814.33	0.00	53,020.01	0.00	272,338.32	0.00	272,338.32
79900 Other Trust & Agency	26,662,220.00	0.00	172,276.06	0.00	25,729.75	0.00	26,808,766.31	0.00	26,808,766.31
<b>Totals</b>	<b>58,468,509.00</b>	<b>15,420,453.92</b>	<b>59,552,519.31</b>	<b>0.00</b>	<b>47,457,089.97</b>	<b>0.00</b>	<b>85,994,392.26</b>	<b>3,789,541.46</b>	<b>82,194,850.80</b>