



County of Valencia

Resolution № 2015-47

A Resolution Approving Property Tax Rates For Fiscal Year 2015

WHEREAS, the Board of County Commissioners met in a regularly scheduled and duly noticed meeting on September 9, 2015, at 5:00 p.m. in the Valencia County Courthouse, 444 Luna Avenue, Los Lunas, New Mexico; and,

WHEREAS, pursuant to NMSA 1978, Section 4-38-1 (1884) the powers of a county as a body politic and corporate are exercised by its Board of County Commissioners; and,

WHEREAS, NMSA 1978, Section 7-38-34, within five business days of the date of the tax rate order set by the department, the board of county commissioners shall issue by written order imposing the certified tax rates on the net taxable value of property allocated to the appropriate governmental units. Within these five days, it is the responsibility of the county to ensure that the rates set are correct. The local government division must be notified of any errors with regards to the validity of these rates during this five day period.

NOW, THEREFORE, BE IT RESOLVED by the Valencia County Board of Commissioners that the attached tax rates are approved for Fiscal Year 2015.

APPROVED, ADOPTED, AND PASSED on this 9th day of September, 2015 by the Board of County Commissioners of Valencia County, New Mexico.

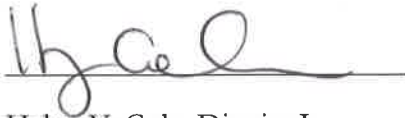
PASSED, APPROVED AND ADOPTED on this 9th day of September, 2015




Charles D. Eaton, Chair, District IV



Jhonathan Aragon, Vice Chair, District V




Helen Y. Cole, District I



Alicia Aguilar, District II



David A. Hyder, District III



Peggy Carabajal, County Clerk



State of New Mexico
Department of Finance & Administration
180 Bataan Memorial Building
Santa Fe, New Mexico 87501
Phone: (505) 827-4985
Fax: (505) 827-4984

Susana Martinez
GOVERNOR

Thomas E. Clifford, Ph.D.
Cabinet Secretary

VIA CERTIFIED MAIL

September 1, 2015

The Honorable Charles Eaton
Valencia County
PO Box 1119
Los Lunas, NM 87031

Order Setting Property Tax Rates – 2015 Property Tax Year

Dear Commissioner Eaton,

Pursuant to NMSA 1978, Sections 7-37-7(A) (2004) and 7-38-33(A) (1989), I issue this order setting the 2015 tax rates in the attached Certificate of Property Tax Rates (Certificate) for all governmental units imposing rates in your county.

NMSA 1978, Section 7-38-34 (1973) requires the Board of County Commissioners (Board) to issue and deliver to the County Assessor its own written order imposing these rates within five days of its receipt of this rate-setting order. Before the Board issues its order, the county is responsible for ensuring that the rates are correct, in accordance with 3.6.50.11(D) NMAC. To further those efforts, please immediately share the Certificate with all governmental units (other than the State) that have rates included in the Certificate, so that they may also check the accuracy of their rates. In addition, please note that the "percentage change I" used as specified in NMSA 1978, Section 7-37-7.1(A) (1994) for yield control calculations this year was 1.31%.

Any questions concerning or suspected errors in the rates should be immediately brought to the attention of the Local Government Division's Budget and Finance Bureau Chief, Susan M. Rodriguez, at 505-827-4964; or Special Projects Analyst, Brenda Suazo-Giles, at 505-827-4933.

Sincerely,

Thomas E. Clifford, Ph.D.
Secretary of Finance & Administration

cc: Property Tax Division, Taxation & Revenue Department
County Assessor – Certified Mail
County Treasurer

Enclosure(s): Certificate of Property Tax Rates

CERTIFICATE OF PROPERTY TAX RATES IN MILLS

VALENCIA COUNTY

TAX YEAR 2015

NET TAXABLE VALUE:

\$1,347,643,159

MUNICIPALITY:	Los Lunas	Los Lunas	Los Lunas	Los Lunas	Bosque Farms	Bosque Farms	Bosque Farms	Belen	Belen	141,752,847
TAXABLE VALUE:	253,211,871	90,187,459	235,498,654	74,528,636	73,704,101	14,335,304	69,709,504	59,424,427	178,312,785	2 OUT NR
CATEGORY:	1 IN NR	1 IN NR	1 OUT R	1 OUT NR	1 IN R	1 IN NR	2 IN R	2 IN NR	2 OUT R	2 OUT NR
State Debt Service	1.360	1.360	1.360	1.360	1.360	1.360	1.360	1.360	1.360	1.360
County Operational	6.877	11.850	6.877	11.850	6.877	11.850	6.877	11.850	6.877	11.850
County Debt Service	0.745	0.745	0.745	0.745	0.745	0.745	0.745	0.745	0.745	0.745
Total County	7.622	12.595	7.622	12.595	7.622	12.595	7.622	12.595	7.622	12.595
Municipal Operational	7.352	7.650	0.000	0.000	2.216	1.768	5.492	5.492	0.000	0.000
Municipal Debt Service	0.000	0.000	0.000	0.000	0.000	0.000	0.000	0.000	0.000	0.000
Total Municipal	7.352	7.650	0.000	0.000	2.216	1.768	5.492	5.492	0.000	0.000
School District Operational	0.184	0.500	0.184	0.500	0.184	0.500	0.254	0.500	0.254	0.500
School District Debt Service	8.119	8.119	8.119	8.119	8.119	8.119	7.676	7.676	7.676	7.676
School Dist. Cap. Improvement	1.946	2.000	1.946	2.000	1.946	2.000	1.997	2.000	1.997	2.000
House Bill 33, School Building	2.919	3.000	2.919	3.000	2.919	3.000	0.000	0.000	0.000	0.000
School District Ed. Tech. Debt Svc	0.000	0.000	0.000	0.000	0.000	0.000	0.000	0.000	0.000	0.000
Total School District	13.168	13.619	13.168	13.619	13.168	13.619	9.927	10.176	9.927	10.176
Total State, County, Municipal, & School District	29.502	35.224	22.150	27.574	24.366	29.342	24.401	29.678	18.909	24.131
Other:	0.000	0.000	0.000	0.000	0.000	0.000	0.000	0.000	0.000	0.000
Valencia County Hospital	0.000	0.000	0.000	0.000	0.000	0.000	0.000	0.000	0.000	0.000
UNM Valencia Branch (1)	1.883	2.000	1.883	2.000	1.883	2.000	1.883	2.000	1.883	2.000
UNM Valencia Bldg Debt Levy (2)	0.850	0.850	0.850	0.850	0.850	0.850	0.850	0.850	0.850	0.850
Total Other	2.733	2.850	2.733	2.850	2.733	2.850	2.733	2.850	2.733	2.850
GRAND TOTAL	32.235	38.074	24.883	30.424	27.099	32.192	27.134	32.528	21.642	26.981

(1) To UNM Valencia Co. Br.

(2) To University of NM

Scholes Hall Room 206, Alb., NM

Valencia SWCD

Res: 0.250

Non-Res: 0.250

Middle Rito Grande Con. Dist

Res: 4.379

Non-Res: 5.471

Where Applicable:

Cattle Indemnity 8.739

Sheep/Goats/Swine/Alpaca 9.440

Dairy Cattle 4.523

Bison/Camelids/Ratitc 10.000

Horses/Asses/Mules 8.703

CERTIFICATE OF PROPERTY TAX RATES IN MILLS
 VALENCIA COUNTY
 TAX YEAR 2015
 NET TAXABLE VALUE:

	14,711,738 3LL OUT R	76,546 3LL OUT NR	1,573,501 3BN OUT R	118,771 3BN OUT NR	52,712,850 PR IN R	7,653,830 PR IN NR	Peralta 0	Peralta 0
MUNICIPALITY:								
TAXABLE VALUE:								
CATEGORY:								
State Debt Service	1,360	1,360	1,360	1,360	1,360	1,360	1,360	1,360
Total State	1,360	1,360	1,360	1,360	1,360	1,360	1,360	1,360
County Operational	6,877	11,850	6,877	11,850	6,877	11,850	6,877	11,850
County Debt Service	0.745	0.745	0.745	0.745	0.745	0.745	0.745	0.745
Total County	7,622	12,595	7,622	12,595	7,622	12,595	7,622	12,595
Municipal Operational	0.000	0.000	0.000	0.000	2,947	3.000	0.000	0.000
Municipal Debt Service	0.000	0.000	0.000	0.000	0.000	0.000	0.000	0.000
Total Municipal	0.000	0.000	0.000	0.000	2,947	3.000	0.000	0.000
School District Operational	0.184	0.500	0.254	0.500	0.184	0.500	0.184	0.500
School District Debt Service	8.119	8.119	7.676	7.676	8.119	8.119	8.119	8.119
School Dist. Cap. Improvement	1.946	2.000	1.967	2.000	1.946	2.000	1.946	2.000
House Bill 33, School Building	2,919	3,000	0.000	0.000	2,919	3,000	2,919	3,000
School District Ed. Tech. Debt Svc	0.000	0.000	0.000	0.000	0.000	0.000	0.000	0.000
Total School District	13,188	13,619	9,927	10,176	13,188	13,619	13,188	13,619
Total State, County, Municipal, & School District	22,150	27,574	18,909	24,131	25,097	30,574	22,150	27,574
Other:								
Valencia County Hospital	0.000	0.000	0.000	0.000	0.000	0.000	0.000	0.000
UNM Valencia Branch (1)	1,883	2,000	1,883	2,000	1,883	2,000	1,883	2,000
UNM Valencia Bldg Debt Levy (2)	0.850	0.850	0.850	0.850	0.850	0.850	0.850	0.850
Total Other	2,733	2,850	2,733	2,850	2,733	2,850	2,733	2,850
GRAND TOTAL	24,883	30,424	21,642	26,981	27,830	33,424	24,883	30,424

Where Applicable:
 Cattle Indemnity 8,739
 Sheep/Goats/Swine/Alpaca 9,440
 Dairy Cattle 4,523
 Bison/Camelids/Ratite 10,000
 Horses/Asses/Mules 8,709

**CERTIFICATE OF PROPERTY TAX RATES IN MILLS
VALENCIA COUNTY
TAX YEAR 2015**

NET TAXABLE VALUE: \$1,347,643,159

MUNICIPALITY: TAXABLE VALUE: CATEGORY:	Rio Communities 73,051,671 1RC IN R		Rio Communities 7,078,864 1RC IN NR		Rio Communities 0 1RC OUT R		Rio Communities 0 1RC OUT NR	
	1RC IN R	1RC IN NR	1RC IN NR	1RC IN NR	1RC OUT R	1RC OUT NR	1RC OUT NR	1RC OUT NR
Total State	1.360	1.360	1.360	1.360	1.360	1.360	1.360	1.360
County Operational	6.877	11.850	11.850	11.850	6.877	11.850	11.850	11.850
County Debt Service	0.745	0.745	0.745	0.745	0.745	0.745	0.745	0.745
Total County	7.622	12.595	12.595	12.595	7.622	12.595	12.595	12.595
Municipal Operational	2.75	2.75	2.75	2.75	0.00	0.00	0.00	0.00
Municipal Debt Service	0.00	0.00	0.00	0.00	0.00	0.00	0.00	0.00
Total Municipal	2.75	2.75	2.75	2.75	0.00	0.00	0.00	0.00
School District Operational	0.254	0.500	0.500	0.500	0.254	0.500	0.500	0.500
School District Debt Service	7.676	7.676	7.676	7.676	7.676	7.676	7.676	7.676
School Dist. Cap. Improvement	1.997	2.000	2.000	2.000	1.997	2.000	2.000	2.000
House Bldg 33, School Building	0.000	0.000	0.000	0.000	0.000	0.000	0.000	0.000
School District Ed. Tech. Debt Svc	0.000	0.000	0.000	0.000	0.000	0.000	0.000	0.000
Total School District	9.927	10.176	10.176	10.176	9.927	10.176	10.176	10.176
Total State, County, Municipal, & School District	21.659	26.881	26.881	26.881	18.909	24.131	24.131	24.131
Other:	0.000	0.000	0.000	0.000	0.000	0.000	0.000	0.000
Valencia County Hospital	0.000	0.000	0.000	0.000	0.000	0.000	0.000	0.000
UNM Valencia Branch (1)	1.883	2.000	2.000	2.000	1.883	2.000	2.000	2.000
UNM Valencia Bldg Debt Levy (2)	0.85	0.850	0.850	0.850	0.85	0.850	0.850	0.850
Total Other	2.733	2.850	2.850	2.850	2.733	2.850	2.850	2.850
GRAND TOTAL	24.392	29.731	29.731	29.731	21.642	26.981	26.981	26.981

Where Applicable:

Cattle Indemnity	8.739
Sheep/Goats/Swine/Alpaca	9.440
Dairy Cattle	4.523
Bison/Camelids/Ratite	10.000
Horses/Asses/Mules	8.709