



VALENCIA COUNTY
BOARD OF COUNTY COMMISSIONERS
RESOLUTION NO. 2016-46

ORDER THE IMPOSITION OF THE 2016 PROPERTY TAX RATES AS REQUIRED BY LAW

WHEREAS, the Valencia County Commission met upon notice of meeting duly published on September 7, 2016 at 5:00 P.M. in the Valencia County Administration Building, 444 Luna Avenue, Los Lunas, New Mexico 87031; and,

WHEREAS, NMSA 1978, Section 7-38-34 (1973) provides that “[w]ithin five days of receipt of the property tax rate-setting order from the department of finance and administration, each board of county commissioners shall issue its written order imposing the tax at the rates set on the net taxable value of property allocated to the appropriate governmental units. A copy of this order shall be delivered immediately to the county assessor.”; and


WHEREAS, on September 7th, 2016, the County of Valencia received the 2016 property tax rate-setting order from the department of finance and administration; and,

WHEREAS, the imposition of Property Tax Rates pursuant to Section 7-38-34, and by the 2016 Certificate of Tax Rates, attached, are hereby certified as the Tax Rates for the Government units sharing in the tax in accordance with the property tax code.


NOW, THEREFORE, BE IT RESOLVED, that the Board of County Commissioners of Valencia County hereby approve and implement the aforementioned 2016 Certificate of Tax Rates, attached hereto.

APPROVED, ADOPTED, AND PASSED on this 7th day of September 2016.

BOARD OF COUNTY COMMISSIONERS




Charles D. Eaton
Chair, District IV




Jhonathan Aragon
Vice-Chair, District V



Helen Y. Cole
Commissioner, District I



Alicia Aguilar
Commissioner, District II



David A. Hyder
Commissioner, District III



Peggy Carabajal, County Clerk

CERTIFICATE OF PROPERTY TAX RATES IN MILLS
 VALENCIA COUNTY
 TAX YEAR 2016
 NET TAXABLE VALUE:

\$1,382,830,758

MUNICIPALITY:	Los Lunas	Los Lunas			Bosque Farms	Bosque Farms	Belen	Belen					
TAXABLE VALUE:	261,075,131	86,671,008	238,200,170	76,626,979	74,904,214	14,366,779	70,612,777	58,638,496	181,586,071	156,578,354	14,946,254	84,272	1,530,188
CATEGORY:	1 IN R	1 IN NR	1 OUT R	1 OUT NR	1 IN R	1 IN NR	2 IN R	2 IN NR	2 OUT R	2 OUT NR	3LL OUT R	3LL OUT NR	3BN OUT R
State Debt Service	1.360	1.360	1.360	1.360	1.360	1.360	1.360	1.360	1.360	1.360	1.360	1.360	1.360
Total State	1.360	1.360	1.360	1.360	1.360	1.360	1.360	1.360	1.360	1.360	1.360	1.360	1.360
County Operational	6.760	11.850	6.760	11.850	6.760	11.850	6.760	11.850	6.760	11.850	6.760	11.850	6.760
County Debt Service	0.601	0.601	0.601	0.601	0.601	0.601	0.601	0.601	0.601	0.601	0.601	0.601	0.601
Total County	7.361	12.451	7.361	12.451	7.361	12.451	7.361	12.451	7.361	12.451	7.361	12.451	7.361
Municipal Operational	7.213	7.650	0.000	0.000	2.177	1.794	5.447	5.633	0.000	0.000	0.000	0.000	0.000
Municipal Debt Service	1.396	1.396	0.000	0.000	0.000	0.000	3.331	3.331	0.000	0.000	0.000	0.000	0.000
Total Municipal	8.609	9.046	0.000	0.000	2.177	1.794	8.778	8.964	0.000	0.000	0.000	0.000	0.000
School District Operational	0.181	0.500	0.181	0.500	0.181	0.500	0.251	0.500	0.251	0.500	0.181	0.500	0.251
School District Debt Service	8.170	8.170	8.170	8.170	8.170	8.170	7.674	7.674	7.674	7.674	8.170	8.170	7.674
School Dist. Cap. Improvement	1.909	2.000	1.909	2.000	1.909	2.000	1.973	2.000	1.973	2.000	1.909	2.000	1.973
House Bill 33, School Building	2.863	3.000	2.863	3.000	2.863	3.000	0.000	0.000	0.000	0.000	2.863	3.000	0.000
School District Ed. Tech. Debt Svc	0.000	0.000	0.000	0.000	0.000	0.000	0.000	0.000	0.000	0.000	0.000	0.000	0.000
Total School District	13.123	13.670	13.123	13.670	13.123	13.670	9.898	10.174	9.898	10.174	13.123	13.670	9.898
Total State, County, Municipal, & School District	30.453	36.527	21.844	27.481	24.021	29.275	27.397	32.949	18.619	23.985	21.844	27.481	18.619
Other:													
Valencia County Hospital	0.000	0.000	0.000	0.000	0.000	0.000	0.000	0.000	0.000	0.000	0.000	0.000	0.000
UNM Valencia Branch (1)	1.849	2.000	1.849	2.000	1.849	2.000	1.849	2.000	1.849	2.000	1.849	2.000	1.849
UNM Valencia Bldg Debt Levy (2)	0.850	0.850	0.850	0.850	0.850	0.850	0.850	0.850	0.850	0.850	0.850	0.850	0.850
Total Other	2.699	2.850	2.699	2.850	2.699	2.850	2.699	2.850	2.699	2.850	2.699	2.850	2.699
GRAND TOTAL	33.152	39.377	24.543	30.331	26.720	32.125	30.096	35.799	21.318	26.835	24.543	30.331	21.318

Where Applicable:

Cattle Indemnity 8.049
 Sheep/Goats/Swine/Alpaca 9.428
 Dairy Cattle 4.220

Middle Rio Grande Con. Dist.

(1) To UNM Valencia Co. Br.
 (2) To University of NM
 Scholes Hall Room 206, Alb.,NM
 Valencia SWCD

Bison/Camelids/Ratite	9.986	Res:	4.598	Res:	0.250
Horses/Asses/Mules	8.777	Non-Res:	5.745	Non-Res:	0.250

CERTIFICATE OF PROPERTY TAX RATES IN MILLS
 VALENCIA COUNTY
 TAX YEAR 2016
 NET TAXABLE VALUE:

\$1,382,830,758

MUNICIPALITY:		Peralta	Peralta	Peralta	Peralta	Rio Communities	Rio Communities	Rio Communities	Rio Communities
TAXABLE VALUE:	162,823	53,761,531	7,060,193	0	0	73,619,042	12,406,476	0	0
CATEGORY:	3BN OUT NR	PR IN R	PR IN NR	PR OUT R	PR OUT NR	1RC IN R	1RC IN NR	1RC OUT R	1RC OUT NR
State Debt Service	1.360	1.360	1.360	1.360	1.360	1.360	1.360	1.360	1.360
Total State	1.360	1.360	1.360	1.360	1.360	1.360	1.360	1.360	1.360
County Operational	11.850	6.760	11.850	6.760	11.850	6.760	11.850	6.760	11.850
County Debt Service	0.601	0.601	0.601	0.601	0.601	0.601	0.601	0.601	0.601
Total County	12.451	7.361	12.451	7.361	12.451	7.361	12.451	7.361	12.451
Municipal Operational	0.000	2.888	3.000	0.000	0.000	2.729	2.729	0.000	0.000
Municipal Debt Service	0.000	0.000	0.000	0.000	0.000	0.000	0.000	0.000	0.000
Total Municipal	0.000	2.888	3.000	0.000	0.000	2.729	2.729	0.000	0.000
School District Operational	0.500	0.181	0.500	0.181	0.500	0.251	0.500	0.251	0.500
School District Debt Service	7.674	8.170	8.170	8.170	8.170	7.674	7.674	7.674	7.674
School Dist. Cap. Improvement	2.000	1.909	2.000	1.909	2.000	1.973	2.000	1.973	2.000
House Bill 33, School Building	0.000	2.863	3.000	2.863	3.000	0.000	0.000	0.000	0.000
School District Ed. Tech. Debt Svc	0.000	0.000	0.000	0.000	0.000	0.000	0.000	0.000	0.000
Total School District	10.174	13.123	13.670	13.123	13.670	9.898	10.174	9.898	10.174
Total State, County, Municipal, & School District	23.985	24.732	30.481	21.844	27.481	21.348	26.714	18.619	23.985
Other:									
Valencia County Hospital	0.000	0.000	0.000	0.000	0.000	0.000	0.000	0.000	0.000
UNM Valencia Branch (1)	2.000	1.849	2.000	1.849	2.000	1.849	2.000	1.849	2.000
UNM Valencia Bldg Debt Levy (2)	0.850	0.850	0.850	0.850	0.850	0.850	0.850	0.850	0.850
Total Other	2.850	2.699	2.850	2.699	2.850	2.699	2.850	2.699	2.850
GRAND TOTAL	26.835	27.431	33.331	24.543	30.331	24.047	29.564	21.318	26.835

Where Applicable:

Cattle Indemnity	8.049
Sheep/Goats/Swine/Alpaca	9.428
Dairy Cattle	4.220

Bison/Camelids/Ratite	9.986
Horses/Asses/Mules	8.777
